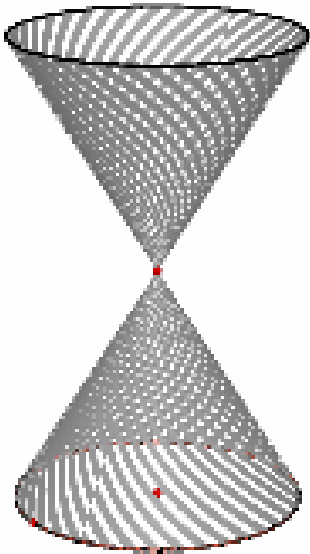
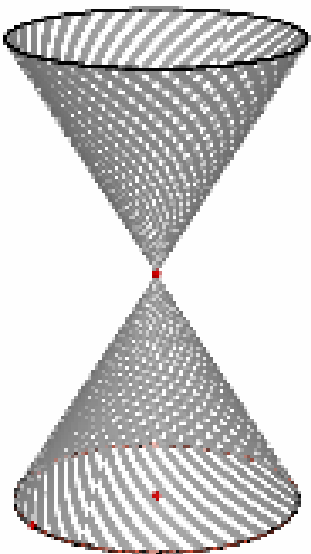
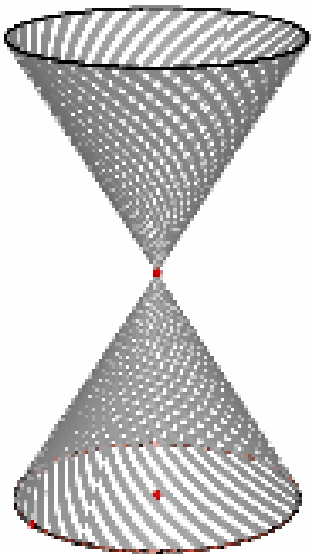


Create stamps of various forms by cutting three-dimensional figures other than a cube (2)

First Grade Class No. Name:

Observe how two cones are cut.

The two cones are cut with a plane parallel to the rotation axis.	The two cones are cut with a plane parallel to the generating line.	Other (Freely)
		

Review what was previously learned and summarize them from the following points of view.

(1) What kind of image did you have regarding the shapes (three-dimensional figures)?

(2) By observing and thinking about shapes (three-dimensional figures) seen in daily life, what point (ability) of oneself do you think has or has not been enhanced?

(3) Describe frankly your impressions of your experience using Cabri 3D.